


2009 Current Economy Survey Report

Released April 2009



UCDA 
"Unity for Prosperity" Union County
Development Association

Union County Development Association
P.O. Box 471, 208 W Taylor
Creston, IA 50801
641-782-2003
director@ucda.us
www.ucda.us

Introduction

The Union County Development Association (UCDA) recently conducted an online "Current Economy" survey to better understand how the national economic downturn has impacted Union County. The following report is the aggregated results of the survey.



The online survey was conducted between March 25 - April 10, 2009. The survey was sent out to 92 business owners and managers identified from the manufacturing, retail, commercial, healthcare and social services industries. 28 individuals completed the survey resulting in a 30.43% response rate. Individual results are held strictly confidential and only used to identify those who have indicated a need of assistance during this recessionary time.

The findings from the survey will assist UCDA to relay the impact to public and private entities. The survey results will help provide a benchmark for assessing current impacts on local business and industry from the ongoing economic recession and financial crisis. Another survey will be conducted again in 6-9 months for comparison to the results of this survey.

A sincere thank you goes out to the business owners and managers for taking time out of their busy schedule to respond to the survey. The input provided will help us identify resources to assist those who have had a negative impact due to the national economic downturn.

Wayne J. Pantini, Executive Director
Union County Development Association

Question #1

How is your business weathering this recent economic downturn?




1 = Not Good at All, 6 = Surprisingly Well

0	1	2	3	4	5	6	Number of Responses	Response Ratio
							28	4.8

*The Rating Score is the weighted average calculated by dividing the sum of all weighted ratings by the number of total responses.





Question #2

Do you have critical suppliers/vendors at risk?

Answer	0%	100%	Number of Responses	Response Ratio
Yes			10	35.7%
No			13	46.4%
Do not Know			5	17.8%
Does not apply			0	0.0%
Totals			28	100%




Question #3

Do you have any clients responsible for more than 20% of your revenue at risk?

Answer	0%	100%	Number of Responses	Response Ratio
Yes			5	17.8%
No			19	67.8%
Do not Know			2	7.1%
Does not apply			2	7.1%
Totals			28	100%



Question #4

Do you anticipate any layoffs in the next 3-6 months?

Answer	0%	100%	Number of Responses	Response Ratio
Likely			3	10.7%
Unlikely			23	82.1%
Do not Know			2	7.1%
Totals			28	100%




Question #5

Is bank financing available and adequate for your short-term needs?

Answer	0%	100%	Number of Responses	Response Ratio
Yes			19	67.8%
No			0	0.0%
Do not Know			0	0.0%
Does not apply			9	32.1%
Totals			28	100%




Question #6

Do you see competitive opportunities to gain market share or create new competitive advantage?

Answer	0%	100%	Number of Responses	Response Ratio
Yes			19	67.8%
No			4	14.2%
Do not Know			5	17.8%
Totals			28	100%

Question #7

Do you need our assistance to leverage opportunities or address challenges at this time?

Answer	0%	100%	Number of Responses	Response Ratio
Yes			5	17.8%
No			22	78.5%
No Responses			1	3.5%
Totals			28	100%