

South Central Iowa Area Partnership Regional Laborshed Analysis



A Study of Workforce Characteristics
Released April 2009

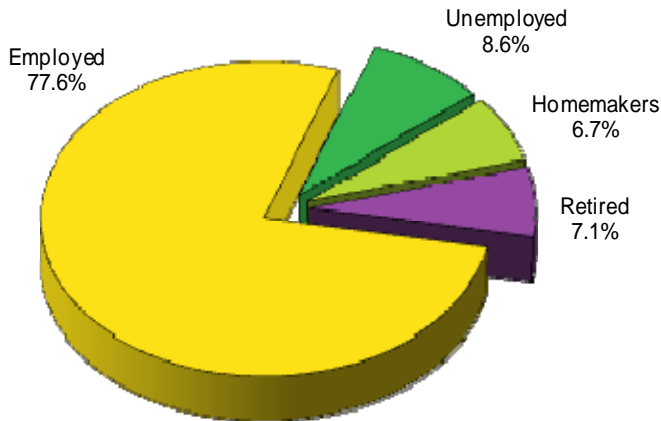
Laborshed Studies

A Laborshed is defined as the area or region from which an employment center draws its commuting workers. To determine the approximate boundaries of the South Central Iowa Area Partnership Region commuting area, information from local and state sources were plotted for geographic analysis. The information contained within this summary is based on aggregate data from the Clarke, Decatur, Lucas, Madison, Union, and Wayne County Laborshed studies. Customized industry specific and community specific information is available upon request.

Occupations and Employment Status in the South Central Iowa Area Partnership Region:

Survey respondents from the South Central Iowa Area Partnership Region commuting area were asked to identify their current job title and the industry in which they are currently working. The largest concentration of workers are employed within the management; office & administrative support; education, training, & library; and production occupational categories. The top industries are education, health care & social services, wholesale & retail trade, and manufacturing.

The chart below shows the percentage of respondents by employment status within the South Central Iowa Area Partnership Region.



Occupational Category	% within Region
Management	16.2%
Office & Administrative Support	15.3%
Education, Training & Library	10.9%
Production	10.8%
Sales & Related	6.4%
Health Care Practitioner & Technical	5.5%
Business & Financial Operations	4.8%
Transportation & Material Moving	4.5%
Construction & Extraction	3.1%
Health Care Support	3.1%
Installation, Maintenance, & Repair	3.1%
Personal Care & Service	3.1%
Food Preparation & Serving Related	2.9%
Building/Grounds Cleaning & Maintenance	2.0%
Community & Social Services	2.0%
Computer & Mathematical Science	1.9%
Arts, Design, Entertainment, Sports, & Related	1.1%
Architecture & Engineering	0.9%
Life, Physical, & Social Science	0.9%
Protective Service	0.6%
Legal	0.5%
Farming, Fishing, & Forestry	0.4%

Underemployment:

The underemployed are composed of individuals who are working fewer than 35 hours per week but desire more hours; working at wages equal to or less than the national poverty level; and/or who are working in positions that do not meet their skill or education levels or worked for higher wages at previous employment.

- 2.0% Inadequate hours
- 1.7% Mismatch of skills
- 1.7% Low income
- 4.7% Total estimated underemployment

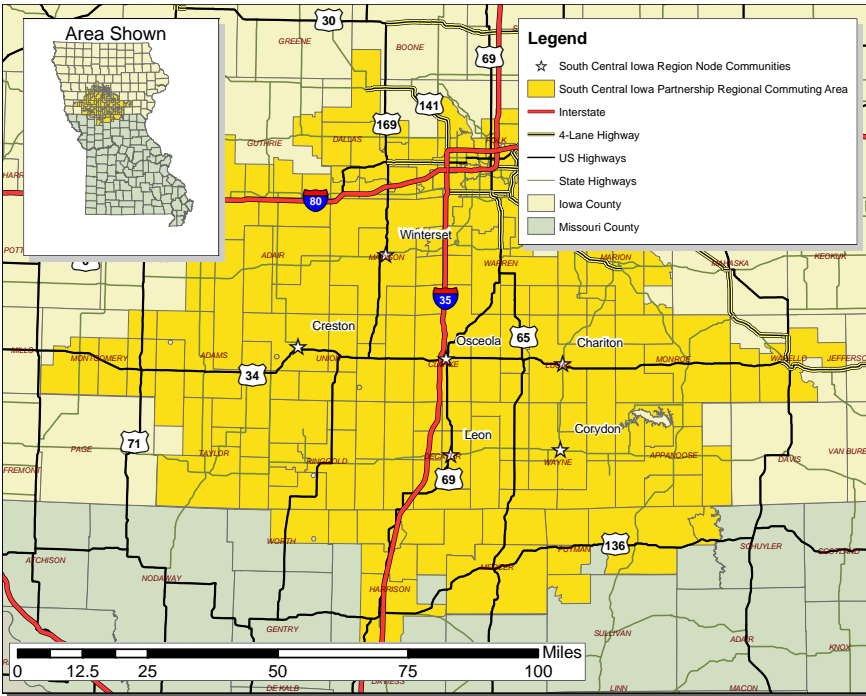
Individuals may be underemployed for more than one reason; but are only counted once for total estimated underemployment.

Industrial Classification of the Employed:

Industry	% within Region
Education	16.1%
Health Care & Social Services	15.3%
Wholesale & Retail Trade	12.3%
Manufacturing	11.9%
Finance, Insurance, & Real Estate	8.5%
Public Administration/Government	7.3%
Agriculture	5.2%
Personal Services	5.2%
Transportation, Communications, & Utilities	5.1%
Other (Non-profit, Religious, Military, etc.)	4.2%
Construction	4.0%
Professional Services	3.5%
Entertainment & Recreation	1.4%

Survey respondents from the South Central Iowa Area Partnership Region commuting area were asked to identify the industry in which they are currently working. The largest concentration of workers are employed in education as shown in the table at left.

South Central Iowa Area Partnership Region



Quick Facts:

(Employed - willing to change employment)

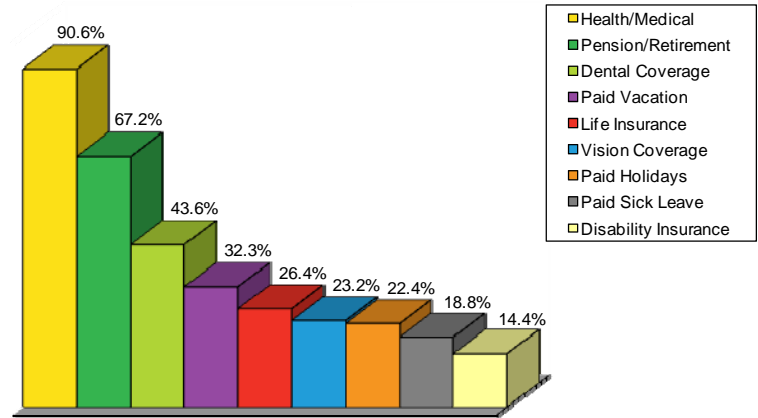
- 12.1% are working multiple jobs;
- Currently working an average of 42 hours per week;
- Average age is 46 years old;
- 24.7% currently working within the professional, paraprofessional, & technical occupational category followed by 21.5% within the production, construction, & material handling the occupational category;
- Most frequently identified job search sources:
 - Local/Regional newspapers
The Des Moines Register
 - Internet
www.monster.com
www.careerbuilder.com
www.iowaworkforce.org
 - Local Iowa Workforce Development Centers
 - Networking through friends, family, or acquaintances

Those who are willing to change or accept employment in the South Central Iowa Area Partnership Region are willing to commute an average of 26 miles one way for employment opportunities.

Benefits Currently Offered

The survey provides the respondents an opportunity to identify employment benefits they currently are offered. The chart at left provides the percentage of responses from those that are currently employed.

The majority (72.5%) of respondents state they are currently sharing the cost of health insurance premiums with their employer. However, 20.1 percent indicate their employer pays the entire cost of insurance premiums.



Education and Current Median Wage Characteristics by Industry

Industry	Education				Median Wages	
	Some Level Beyond High School	Associate Degree	Undergraduate Degree	Postgraduate Degree	Salary Wages (per year)	Non-Salary Wages (per hour)
Agriculture, Forestry, & Mining	50.6%	16.9%	11.2%	3.4%	\$41,500	\$11.00
Construction	30.2%	7.0%	7.0%	1.2%	\$45,000	\$16.00
Manufacturing	48.0%	12.2%	8.7%	3.1%	\$45,000	\$13.78
Transportation, Communication, & Utilities	56.0%	17.0%	19.0%	*	\$50,000	\$15.88
Wholesale & Retail Trade	50.8%	10.6%	11.9%	3.0%	\$42,000	\$9.68
Finance, Insurance, & Real Estate	79.3%	22.7%	21.3%	6.7%	\$45,000	\$13.00
Health Care & Social Services	72.2%	23.0%	15.5%	7.0%	\$50,000	\$14.25
Personal Services	69.8%	5.2%	7.3%	9.4%	\$24,000	\$10.00
Entertainment & Recreation	68.2%	13.6%	18.1%	13.6%	*	\$8.19
Professional Services	58.5%	11.0%	17.1%	8.5%	\$45,000	\$10.00
Public Administration & Government	64.8%	10.4%	17.6%	12.8%	\$48,000	\$17.00
Education	86.5%	6.6%	35.9%	30.0%	\$40,000	\$10.16

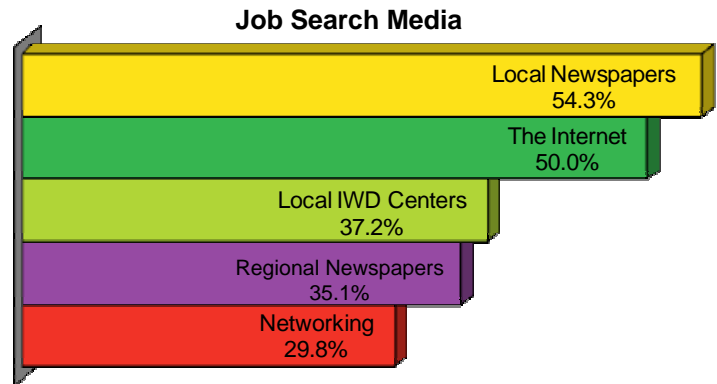
This table includes all respondents without consideration of employment status, willingness to change/enter employment, or occupation

*Insufficient survey data/refused

Unemployed - Those Willing to Enter/Re-enter Employment:

- 8.6% of the region are unemployed;
- 67.3% have become unemployed within the last year;
- Average age is 45 years old;
- 52.0% are female and 48.0% male;
- Education:
 - 58.2% have some post high school education
 - 4.1% are trade certified
 - 1.0% have completed vocational training
 - 7.1% have an associate degree
 - 10.2% have an undergraduate degree
 - 6.1% have a postgraduate degree
- Estimated wage range to attract the upper 66 to 75% qualified hourly wage applicants is \$11.00 to \$12.75/hr. with a median lowest wage considered of \$10.00/hr.;
- 69.4% expressed interest in seasonal employment opportunities and 67.3% expressed interest in temporary employment opportunities;
- 39.8% are interested in working varied shifts (2nd, 3rd & split);
- Willing to commute an average of 28 miles one way for the right opportunity;
- 77.3% of the unemployed indicated they are seeking employment offers where the employer/employee share the cost of medical insurance premiums.

- Would prefer to enter employment that offers the following benefits:
 - Health/medical insurance
 - Dental coverage
 - Pension/retirement options
 - Vision coverage
 - Life insurance
 - Paid vacation
 - Prescription drug coverage
 - Disability insurance
 - Paid sick leave
 - Paid holidays



Sponsored in Partnership:



For more information regarding the South Central Iowa Area Partnership Regional Laborshed Study, contact:

Bill Trickey, Executive Director
Clarke County Development Corporation
P.O. Box 426
Osceola, IA 50213
Phone: 641-342-2944
Fax: 641-342-6353
Email: info@clarkecountyia.com
www.clarkecountyia.com

Madison County Development Group
101 E Jefferson St, Suite 1
Winterset, Iowa 50273
Phone: 515-462-1891
Fax: 515-462-1393
www.madisoncountydevelopment.com

Angie Jensen, Executive Director
Decatur County Development Corporation
207 N. Main Street
Leon, IA 50144
Phone: 641-446-4991
Fax: 641-446-7457
Email: dcdc@grm.net
www.decaturcountydevelopment.org

Wayne Pantini, Executive Director
Union County Development Association
208 W. Taylor, P.O. Box 471
Creston, IA 50801-0471
Phone: 641-782-2003
E-mail: director@ucda.us
www.ucda.us

Ruth Comer, Executive Officer
Lucas County Development Corporation
104 North Grand
P.O. Box 735
Chariton, Iowa 50049
Phone: 641-774-4059
Fax: 641-774-2801
Email: ccdc@iowatelecom.net
www.charitonchamber.com

Doug Mounce, Executive Director
Wayne County Development Corporation
Wayne County Courthouse (Room 202)
P.O. Box 435
Corydon, IA 50060
Phone: 641-872-1536
Fax: 641-872-2843
Email: wayneco@grm.net
www.waynecountyia.com



This information is analyzed and compiled by the
Iowa Workforce Development
Labor Market & Workforce Information Division
Regional Research & Analysis Bureau
1000 E. Grand Avenue, Des Moines, Iowa 50319
(515) 281-4896
www.iowaworkforce.org